

Room Temperature Sensor

Temperature sensor for rooms, Pt100
passive Sensor in hazardous locations zones 1, 2 and 22

ATEX compliant

Type TFR-2G3D

APPLICATION

TFR-2G3D sensors for measuring room temperatures. In combination with EEx-i transducer Type EXL-IMU-1 with intrinsic safe circuit the sensor may be used in hazardous areas 1, 2 and 22. The passive potential free resistor output of Pt100 sensor is changed into an active signal of 0(2)... 10 V- and/or 0(4)... 20 mA. Applications area is non condense, aggressive air in living, work and office rooms as well as industrial areas..

TECHNICAL DATAS

Type	TFR-2G3D
Supply	by EEx-i transducer
Sensor	Pt100 DIN
Accuracy	Class B
Sensor current	< 2 mA
Ambient temperature	-30...+60 °C
Storage temperature	-40...+70 °C
Connection	screw clamps 0,14 - 1,5 mm ²
Enclosure	Plastic, IP65 acc. to EN 60529
Dimension and weight	68 x 58 x 35 mm, approx. 150 g
Protection class	II2G EEx ia IIC T6, acc. to EN 50014 / EN 50020 II3D IP65 T85°C, acc. to EN 50281-1-1
CE	simple apparatus 94/9/EC (ATEX)
Includes in price	1 room temperature sensor, Type TFR-2G3D
Installation area	Hazardous locations in zone 1, 2 and 22

II2G EEx ia IIC T6
II3D IP65 T85 °C
Zone 1, 2, 22
acc. to ATEX



EEx-i CIRCUITS - TABLE 1

Operation values maximum at terminal

Voltage	Ui	30 VDC
Current	Ii	5 mA
Power	Pi	10 mW
Capacity	Ci	0 µF
Inductivity	Li	0 mH

The maximum values must not be exceeded!

Please check your external capacities and inductivities in acc. to the length of the cable and the methode of installation.

MOUNTING AND INSTALLATION

Notes to mechanical installation. The installation must comply with relevant directives and standards Particularly with regard to:

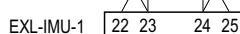
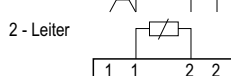
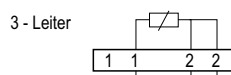
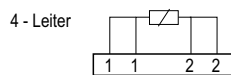
- Comply with the EMC directive
- Avoid parallel wiring of power cable this cause measurement errors.
- Recommendation: Use shielded cable. Connect shield at PLC or control room area, sensor side is open.

RECOMMENDED TRANSDUCER

- Transducer Mfr. Schischek Type EXL-IMU-1.
- In combination with transducer EXL-IMU-1 is intrinsic safety proof for simple circuits given.
- Manufacturer declaration zone 1, 2 and 22.

ELECTRICAL CONNECTION

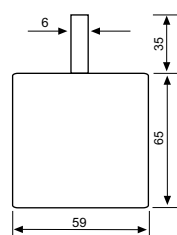
Temperature Sensor TFR-2G3D



Safe Area Ex-Area

EEx-i Module EXL-IMU-1

DIMENSIONS



ATTENTION!

- For installation, use and maintenance the official standards and rules must be applied.
- The energy of intrinsically safe circuits are below the level to start an explosion in case of a spark..
- Intrinsic safe circuits must be installed with light blue coloured and separate from non intrinsic safe circuits.
- The sensor is passiv and potential free for use in hazardous locations in zone 1, 2 and 22.
- Pay attention to the max values for wiring , listed in table 1.
- Avoid electrostatic discharge.
- Only wet cleaning.
- After mounting the protection class IP65 acc. to EN 60529 must be fulfilled

Subject to change